

THREAD BREAKAGE DETECTOR

Thread-Breakage Detector makes sewing cycle instantly when thread is broken --- to avoid mishandling in advance.



[OPTION]

[BOBBIN WINDER]

available to wind the Bobbin thread freely. Power is supplied **100V/AC**



YUHO

[MAIN DEVICES]

- ORIGINAL YUHO CROSSING EDGE-GUIDE
- HIGH/LOW SPEED FOOT PEDAL
- ORIGINAL MOUSE
- STACKER with CLAMPING-BAR
- "LED" TOUCH PANEL
- T.B.D
- AIR GUN
- BOBBIN WINDER BW-100
- CASTER with BRAKER

[SPECIFICATION]

- ◆ MACHINE HEAD JUKI DLU-5490N-7
SINGLE NEEDLE LOCK-STITCH
DROP & VARIABLE FEED
- ◆ MACHINE HIGH SPEED MAX: 4,500rpm
- ◆ MOTOR 200V ELECTRO MOTOR with
VARIABLE SPEED
- ◆ POWER SUPPLY 200V/AC 600W
- ◆ AIR SUPPLY 5kg/cm² 10nℓ/min
- ◆ TABLE HEIGHT 920mm
- ◆ TABLE HEIGHT W/1800 x D/1000 x H1200mm

YUHO

NEW 『 E 』 TYPE

NEW EDGE-SEAMER (LOCK-STITCH)
MODEL U-2707-E

NEW



NEW EDGE-SEAMER U-2707-E IS PRINCIPALLY DESIGNED TO CONCENTRATE THE HANDINESS, FLEXIBLE MECHANISMS, BUT LOWER COSTING TOTALLY !!

NEW EDGE-SEAMER IS ACTUALLY RESPONSIBLE TO THE HIGHLY DEMANDS FROM THE SEWING FACTORIES !!

YUHO SEWING MACHINE CO., LTD

5-chome 3-1, Biwajima,
Nishi-ku, Nagoya,

Tel: +81-52-522-6276

Fax: +81-52-531-9270

e-mail: yoshihiro-ohtani@yuhomac.com

URL: <http://www.yuhomac.com>



YUHO SEWING MACHINE

NEW 『 E 』 TYPE

NEW EDGE-SEAMER (LOCK-STITCH) MODEL U-2707-E

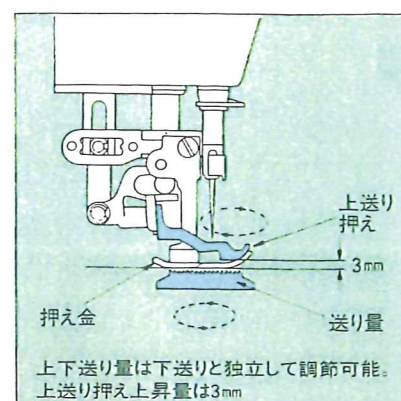


JUKI SEWING MACHINE DLU-5490N-7

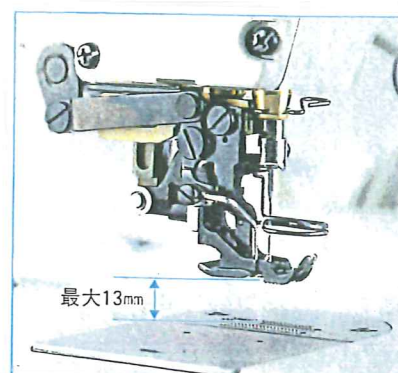
Machine Head is Single Needle Lock-stitch with "Drop & Variable Feed" performs "Low vibration", "silence" and promises "High Productivities", "Reliability" for the sewing. With the latest designing, "Drop & Variable Feeding" allows the consistent sewing against the different fabrics, and supports the Operator's skillness. High Quality and Lower Cost performance supports the machining step up !



HIGH FLEXIBILITY TO THE FABRIC VARIATION



Reasonable Top-feeding synchronized with Drop-feeding, Partial-gathering equipment (PF-6) various Attachments ---support the Beginner's operation simply.



With high Presser-foot up, internalized Top-feeding, fabric Loading, Handling is allowed easily. Stitching-pitch Dial is very variable and handiness to the Operators.



"LED" TOUCH PANEL DISPLAY

"LED" Touch Panel displays "Sewing Modes Variation" flexibly. Edge-Guide crossing, T.B.D., Bobbin Balance counter, Stacking, etc are allowed on the "LED" Touch Panel freely.



ORIGINALLY DESIGNED CROSSING EDGE-GUIDE


Originally designed crossing Edge-Guide crosses back and waits at the backside to make hand-working easily when sewing starts.

With Edge-Guide Switch on, Edge-Guide advances and clamps top and bottom fabric closes instantly.

When sewing ends, Edge-Guide opens and back to home position.


With Guide switch ON/OFF, Guide is allowed to go back, to advance on the half way. When hand working is NO need, Edge-Guide advances and detains Top-Bottom fabric clamping.

YUHO original Edge-Guide allows to correspond to the fabric materials, thickness variation.




TWIN FOOT PEDALS PERFORMANCE

With E-motor, Sewing High speed, Inching Low speed are allowed to set on separately. Twin Pedals allow to make Sewing Stop on the halfway, Low-speed on the sewing start, High-speed and Low speed on the half way, or Labelling----and High speed starts again----supports High-sewing variation, Productivities.



YUHO MOUSE SUPPORTS OVRER-LAPPERD WORKING

With originally designed Mouse, fabric is guided accurately, smoothly. Mouse promises free from "Seam Fail" and supports "overlapped working" together with Table Air feeding.



NEW CLAMPING-BAR STACKER

After thread trimming, fabric is stacked completely, automatically with the Clamping-Bar Stacker

New Clamping-Bar Stacker allows to load the next fabric and over-lapped working.

