

【 OPTION 】


BOBBIN WINDER

Bobbin thread is available to wind separately at any time.



THREAD BREAKAGE DETECTION

When needle thread is broken, T.B.D. makes Sewing Cycle stop at once.



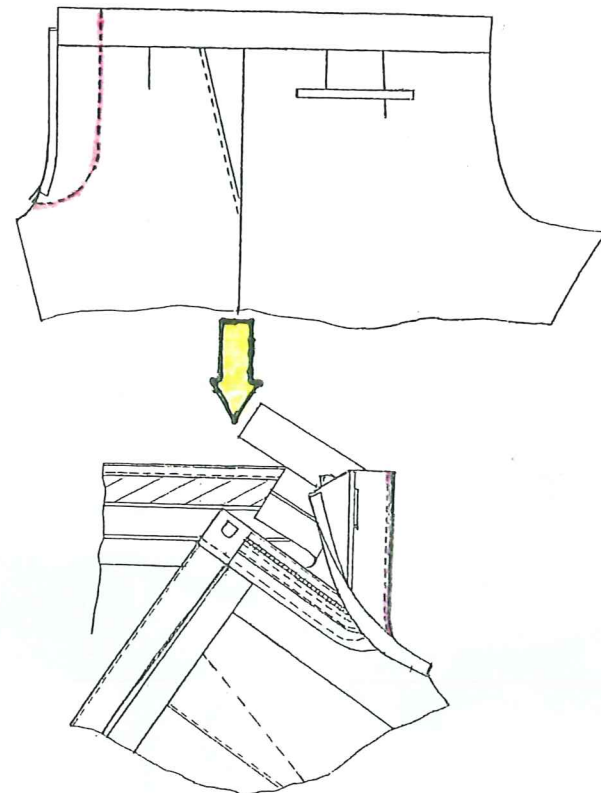
【 SPECIFICATIONS 】

- SEWING HEAD JUKI DDL-5571N
SINGLE NEEDLE LOCK-STITCH
- NEEDLE DP X 17 #14 ~ 16
- MACHINE SPEED 5,000rpm (Max.)
- FEEDING SPEED 99% 80% 70% 3 STEPS
- PRESSER UP 20mm
- TABLE HEIGHT 920mm
- POWER SUPPLY 200V/AC 900W
- AIR SUPPLY 5kg/cm² 10ℓ/min
- FLOOR SPACE W/1000 x D/900 x H1250mm

【 DAILY OUTPUT 】

★ 2,000 seams / 8H (20% ALLOWANCE)

YUHO



【 MAIN DEVICES 】

- XY PULSE MOTOR FEEDING MECHANISM
- "LED" TOUCH PANEL BOARD
- 20 PATTERN PROGRAMMING
- PATTERN CORRECTION MODE
- GAUGE & ZIPPER HOLDING KEEPER
- SANDWICH PRESSER GUIDE FEEDING
- BELT-BOTTOM/TOP SELECTOR SWITCH
- NEEDLE FOOT PRESSER
- 2'nd NEEDLE THREAD TENSION
- WORKING TABLE VACUUM 《OPTION》
- STACKER
- BOBBIN WINDER 《OPTION》
- THREAD BREAKAGE DETECTOR
- AIR GUN

YUHO SEWING MACHINE CO., LTD

5-chome 3-1, Biwajima,

Nishi-ku, Nagoya,

Tel: +81-52-522-6276

Fax: +81-52-531-9270

e-mail: yoshihiro-ohitani@yuhomac.com

URL: <http://www.yuhomac.com>

YUHO

NEW 『 E 』 TYPE NEW FLY SEAMER PANTS & JEANS FLY STITCHING MODEL U-3104-E



**YUHO FLY SEAMER PROMISES CONSISTENT " J " SEAM LINE
WITH ORIGINALLY DESIGNED PULSE MOTOR PRESSER GUIDE
FEEDING MECHANISM !!**

WITH " X Y " PULSE MOTOR & "LED" TOUCH PANEL, VARIABLY
CURVED " J " SEAM LINE IS ALLOWED FREELY.

" DOUBLE STITCHING " FOR THE JEANS PANTS IS ALSO PROGRAMMABLE
UPTO " 20 SEAM PATTERNS ".



YUHO SEWING MACHINE

NEW 『 E 』 TYPE
NEW FLY SEAMER
PANTS & JEANS FLY STITCHING
MODEL U-3104-E



" XY " PULSE MOTOR PRESSER
GUIDE FEEDING

With Pulse Motor, Pattern Presser Guide, Feeding " J " seam line as featured Pant front is sewn accurately. Variably curved " J " seam line is adjustable freely and consistently. Also, variable to " **Double stitching** " and the stitching margin is convertible freely. With conversion of Pattern Presser Pad, Pants Fly sewing is convertible to Jeans.

PRESSER GUIDE WITH LEAF-SPRING

For complete absorption to the thick-difference on the Belt part, Presser Guide with Leaf-springs is attached under the Presser Guide.

SIMPLIFIED OPERATION WITH "LED" TOUCH PANEL

With "LED" Touch Panel, " J " seam line is programmable upto " 20 " Patterns. Also, available to make " J " line Correction and Stitch-margin adjustment. Another device adjustment is NO need.



ZIPPER HOLDING KEEPER

Originally designed "Zipper Holding Keeper" extends and hold down the " J " bottom part never to get up the bottom part tightly in place of hand working. Also, Keeper helps to make an accurate sewing start position.

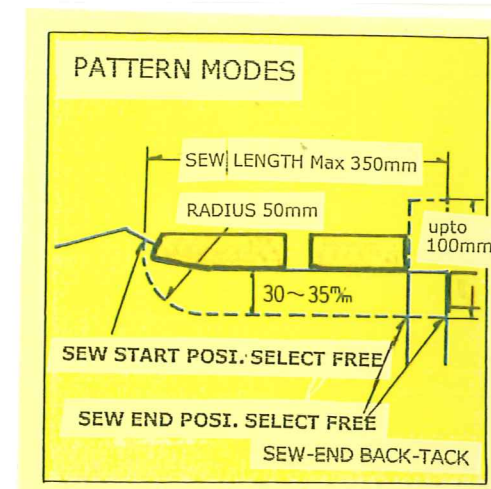


SANDWICH PRESSER PAD FEEDING

Originally designed " Sandwich Presser Guide Feeding Mechanism " promises free from " seam fail ", " skewed seam " completely to the knee-lining pants. Sandwich Presser Guide holds down the Pants tightly with cylinders feeds on.

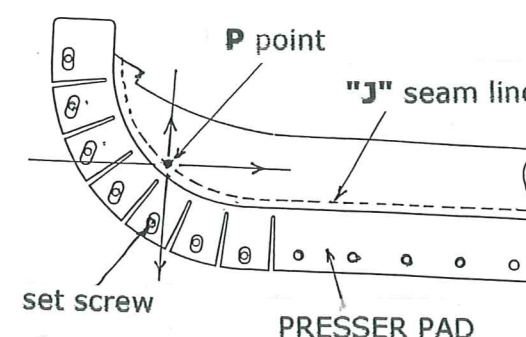
FLEXIBILITY TO SEWING MODES

With Photo-Sensor detection ON, Sewing makes a stop instantly. Max. sewing length is allowed upto "350mm". Stitch Margin is allowed 25mm to 35mm. "J" seam curvature is allowed 50 ~ 70mm freely. With "LED" programming, available to make sewing stop on the belt-bottom and the belt-top according to the belt width freely. This can omit to attach the devices and No need of dsjstment.




FLEXIBILITY TO "J" SEAM LINE

"J" Seam Line is removable to Top/Bottom, Left/Right by 5mm from the "P" point and "P" point is removable " upto 20mm Max. Available to make "Irregular "J" seam lines flexibly. the curved line is changeable seam line along to the "J" seam line---loosen the Fix- screws.

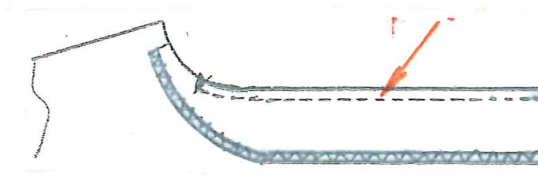


DOUBLE STITCHING FOR JEANS

"Double-stitching" width is available upto " 8mm " freely. " J " curve line is available freely. With conversion of Pattern Presser Pad, applicable to programmable upto " 20 " patterns (Max) on the " LED " panel. With Photo Sensor detection, applicable to the Sewing length variation. accurately.



available to make "Run-stitching" to the Fly-piece in addition to regular "J" seam-stitching. just enough to load the fabric and fly-piece to the Gauge and push Start SW.on. "J" seam line is allowed accurately.



Fly-piece "Run-stitching" is allowed just same as "J" seam line.

