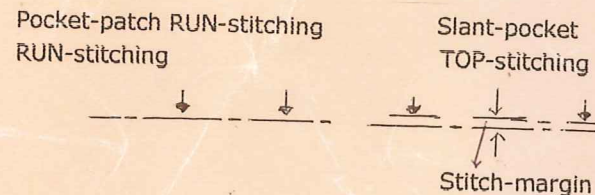


### AUTO-CHANGER ON TOP/BOTTOM KNIFE POSITION


Knife position between Straight pocket Run-stitching and Slant pocket Top-stitching is different. With **RUN-STITCH** on, Knife position removes to Run-stitching automatically.

KNIFE position on the Pocket-inlet Top/Bottom



### THREAD BREAKAGE DETECTOR

When thread is broken, T.B.D. makes Cycle sewing stop all at once. Available to avoid Operation Error in advance.



### ADVANCED MAINTENANCE

With powerful computerized "LED" Touch Panel corresponds to the various maintenance flexibly. Tilting is allowed simply, safely--- supports easy Machine maintenance.



### NEW 『 E 』 TYPE NEW POCKET STITCHER MODEL U-3106-E

**NEW**



### [ MAIN DEVICE ]

- ◆ SANDWICH FEEDER w/BOTTOM PLATE
- ◆ BOBBIN THREAD DRAWER
- ◆ "NARAI" STRAIGHT POCKET RUN-STITCH
- ◆ "RUN-STITCH"/"TOP-STITCH" AUTO SELECT
- ◆ LEFT/RIGHT KNIFE CUTTER
- ◆ REMOVABLE RIGHT KNIFE CUTTER
- ◆ "LED" TOUCH PANEL
- ◆ PHOTO-SENSOR/LIMIT SWITCH
- ◆ POWERFUL BLOWER MOTOR w/INVERTER
- ◆ FABRIC TRAY
- ◆ T.B.D.
- ◆ AIR GUN

### [ SPECIFICATION ]

- SEWING HEAD: JUKI DDL-5571N (SINGLE NEEDLE AUTO TRIMMER)
- SEAM LENGTH: MAX. 450mm
- GUIDE UP/DOWN: 20mm
- TABLE UP/DOWN: 5mm
- STITCH MARGIN: 3 ~ 15mm
- SLANT POCKET KNIFE SPAN: 240mm
- RUN-STITCH KNIFE SPAN: 160 ~ 240mm
- KNIFE CUTTING: MAX. 15mm
- POWER SUPPLY: 200V/AC 950VA
- AIR SUPPLY: 3.5kg/cm<sup>2</sup> 5n<sup>2</sup>/min
- FLOOR SPACE: L/1550 x W/1000 x H/1250mm

### [ DAILY OUTPUT ]

- 1 cycle 8 sec 1,800 seam /8H ( 20% ALLOWANCE )

Appearance & Specifications changeable for Modification ---without Notice !

### YUHO SEWING MACHINE CO., LTD.

5-chome 3-1, Biwajima,  
Nishi-ku, Nagoya,  
Tel: +81-52-522-6276  
Fax: +81-52-531-9270  
e-mail: yuho@yuhomac.com  
URL: <http://www.yuhomac.com>



YUHO SEWING MACHINE

**NEW POCKET STITCHER U-3106-E CAN BE COMPLETELY FREE FROM . . . TWISTING BY BIAS TOP-STITCHING !!**  
ADDITIONALLY, AVAILABLE A FACING POCKET-PATCH TO THE STRAIGHT POCKET.

NEWLY DESIGNED "SANDWICH FEEDING MECHANISM" PROMISES A COMPLETE "TOP-STITCHING" ATTACHED WITH LINING FREE FROM THE TWISTING.  
ADDITIONALLY, AVAILABLE TO ATTACH THE POCKET-PATCH TO THE STRAIGHT POCKET WITH KNIFE CUTTING ON THE TOP/BOTTOMPOCKET INLET.

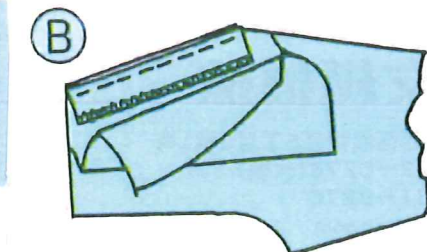
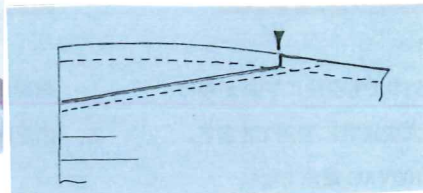
**NEW 『 E 』 TYPE**

**NEW POCKET STITCHER  
MODEL U-3106-E**



**SIMPLE BUT ACCURATE LOADING**

Accurately Pocket-bag loading manages the finest Trousers producing. Firstly, place a trouser fabric and a Pocket-bag on the vacuumed table. Secondly, load the fabric with the bag on the designed position accurately. Additionally, available to set a inter-facing at one time---allows to save inter-lining work. INVERTER is newly applied to the Vacuum and can control to cut off the Vacuuming Noise ---when working is suspending. Blower Motor Dumper is removable at one time to drive away the thread dusts.



**THE FINEST TOP-STITCHING**

Normally, making the finest Top-stitching of the Trousers side-pocket is very hard because of stretchy, bias fabric together with slippy lining---causes distortion. Newly designed "Sandwich Bottom Feeder" can be free from such troubles. Additionally, YUHO originally designed [BOBBIN THREAD DRAWER] (Patented) allows free from "Hitched-Stitching" caused by "Bottom Swewing"



**ACCURATE POCKET-BOTTOM INLET CUTTING SIZE & FOLDING**

Normally, Pocket-bottom Inlet folding is very difficult to fold sharply---due to stretchy and bias fabric together with lining and Pocket-bag. With originally designed Swing Folder, the finest Top-stitching is promised. Also, accurate Pocket-bottom Inlet cutting size is allowed.

**TOP-STITCHING WITH FACING POCKET-PATCH**

Normally, Top-stitching is finished after folding the fabric and the Pocket-bag directly. Additionally, applicable Top-stitching after facing the Pocket-patch to the Pocket-bag. see (B)

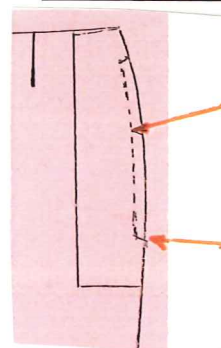
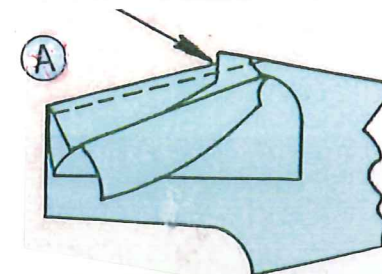
**FULL AUTOMATIZED 3 DIFFERENT WORKING--- FOLDING-CUTTING-TOP-STITCHING AT ONE TIME**

U-3106-E allows sharply Folding-accurate Cutting and the finest Top-stitching at the same time. Such 3-different sequenced working can save the labour time and cost.



**POCKET-BOTTOM KNIFE CUTTING**

For absorbing fabric-thick difference at the bottom Inlet when side seaming, accurate cutting to the side-seam margin (10mm) is required. Originally designed "Knife Cutter" assures an accurate cutting size-upto "15mm" by 25°




available to make out-curved Top-stitching according to the Pattern with "Narai-guide".

both side cutting at the same time.

**STRAIGHT POCKET WITH FACING POCKET-PATCH**

Straight Pocket --- makes facing a Pocket-patch to the fabric with Run-stitching. Normally, Knife cutting and loosen out-curved Run-stitching is required. U-3106-E --- available to make Run-stitching with thin Plastic Guide (curved) (1mm t). Plastic curved Guide is allowed to cut out with a Scissor freely. Movable Knife (rightside) ---removable the Knife to rightward as designed location. Folder is now removable simply, quickly when applying to "Run-stitching" mode



**SIMPLY STITCH-MARGIN CONVERSION**

With newly designed "Stitch-margin Adjuster", Folder, Knife Cutter, Teflon Working Table are synchronized and adjustable 3 ~ 15mm with Knob-screw.

**"LED" TOUCH PANEL WORKING**

With "LED" Touch Panel operation, Stitching Mode conversion is allowed simply. With "Pulse Motor", Machine and Rail feeding speed is synchronized smoothly, convertible "Stitching pitch" easily. Bobbin counting, T.B.D. are available.

