


**[ OPTION ]**


**FUSED INTERLINING FABRIC LOADING  
FOR MATCHING PLAIDS " TS " TYPE**

Fabric Holding Lifter is located front of the Loading Plate.  
With "LED" touch panel "TS" ON,  
interlining fused fabric is opened up.  
After matching the Plaids, push  
Stating switch ON.



**THREAD BREAKAGE DETECTOR**

When Needle thread is broken,  
T.B.D. makes a sewing stop at  
once----- avoid mis-operation.



**[ OPTION ]**



**BOBBIN WINDER**

Bobbin thread can be wind  
at any time with SW. on.

**《 DEVICES 》**

**MODEL U-3207-E/300 /LM-300**

- |   |   |   |
|---|---|---|
| ● " LED " TOUCH PANEL                                     | ● | ● |
| ● FABRIC & TAPE PRESSER                                   | ● | ● |
| ● FABRIC HOLDING LIFTER                                   | ● | ● |
| ● "XY" FEED NC CONTROLLER                                 | ● | ● |
| ● SEWING START /END BACK STITCH<br>OR CONDENSED STITCHING | ● | ● |
| ● MACHINE DOG-FEED, MACHINE<br>PRESSER LIFTER             | ● | ● |
| ● LARGE VACUUM PLATE                                      | ● | ● |
| ● AUTO TAPE ALTERNATOR [OPTION]                           | ● | ● |
| ● MARKING LIGHT (w/TRANSFORMER)                           | ● | ● |
| ● STACKER with ARRANGER                                   | ● | ● |
| ● STACKER TIMING SELECTOR SW.                             | ● | ● |
| ● KNIFE ON/OFF SW.  | ● | ● |
| ● AUTO TRIMMER  | ● | ● |
| ● AIR GUN   | ● | ● |
| ● T.B.D.  | ● | ● |

**《 SPECIFICATIONS 》**

**MODEL U-3207-E/300 /LM-300**

- |                   |                             |                           |
|-------------------|-----------------------------|---------------------------|
| ■ SEWING HEAD     | JUKI DDL-5571N              | JUKI DLM-5400-7           |
| ■ KNIFE SPACE     |                             | 4.0mm                     |
|                   | <b>OPTION]</b>              | 3.2, 4.8, 5.6, 6.4, 7.9mm |
| ■ MAX DART LENGTH | 300mm                       | 300mm                     |
| ■ MAX DART WIDTH  | 20mm                        | 20mm                      |
| ■ DART PATTERN    | DIA DART & MANIPULATE DART  |                           |
| ■ PRESSER LIFTER  | 20mm                        | 20mm                      |
| ■ POWER SUPPLY    | 200V/AC                     | 950W                      |
| ■ AIR SUPPLY      | 5kg/cm <sup>2</sup>         | 40Nℓ /min                 |
| ■ FLOOR SPACE     | L/1050 x W/1100 x H/1300 mm |                           |

**DAILY OUTPUT**

- BREAST DART 2,000 darts per 8H

**YUHO SEWING MACHINE CO., LTD**

5-chome 3-1, Biwajima,  
Nishi-ku, Nagoya,  
Tel: +81-52-522-6276  
Fax: +81-52-531-9270

e-mail: yoshihiro-ohtani@yuhomac.com

URL: <http://www.yuhomac.com>




**NEW 『 E 』 TYPE**

**NEW NC BREAST DART SEAMER**

**MODEL U-3207-E/300**

**MODEL U-3207-E/LM-300 (with KNIFE)**

**NEW**



**NEWLY DESIGNED NEW NC BREAST DART SEAMER U-3207-E/300 &  
/LM TYPE WITH NUMERICAL PROGRAMMABLE BY "LED" TOUCH PANEL IS  
NOW APPLICABLE TO VARIOUS PATTERN SIZE SETTING FLEXIBLY  
AS DESIGNED !!**

**NO USE OF GUIDE RAIL PATTERNS PRODUCING, NO NEED OF RAIL CONVERSION  
AND PROMISES CONSISTENT BREAST DART SEWING, AND FREE FROM PUCKERING,  
SEAM FAILING, ETC. !!**



YUHO SEWING MACHINE

## NEW 『E』 TYPE

### NEW NC BREAST DART SEAMER

MODEL U-3207-E/300

MODEL U-3207-E/LM-300 (with KNIFE)



#### MODIFIED TO LARGER SIZE DART SEWING MODES

Compared with Former NC Dart Seamer, Loading Device dimensions are modified to larger such as Vacuumed Loading Plate (250x1000mm), advance Plate (250mm). Dart Tacking Margin is allowed upto (20mm). After loading, with powerful Vacuumed Plate and Keepers, fabric is held down and fed under the Needle position----without hand working. Dart sewing Length, Tack Margin are promised accurately and stacked on automatically. The latest Machine Presser and Dog-feed is applicable to "thinner fabrics" without seam-failing.

#### PROGRAMMABLE TO EVERY BODY SIZE WITH "LED" PANEL

With "LED" Display Panel, every Body type and size are programmable and displayed on the "LED" Display Panel instantly. This is extremely advantageous for saving to make the Rail Guide, because NO need of Rail conversion, Dart Size adjustment. This promises extraordinarily "HIGH Productivity" "SKILLLESS" and "FINE DART SEWING"




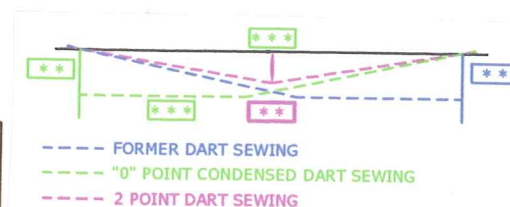
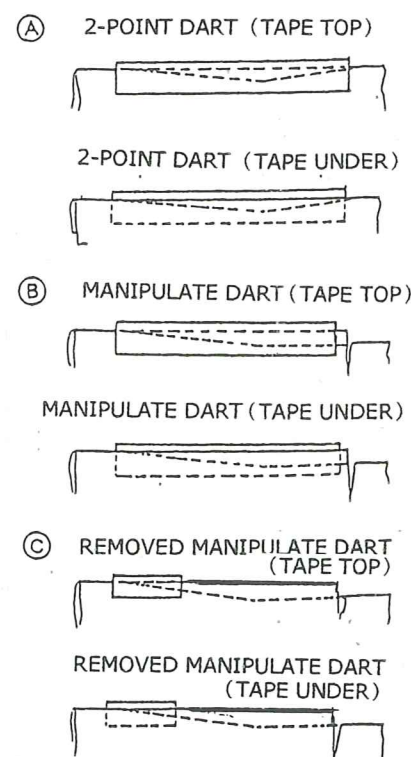
#### FLEXIBILITY PROGRAMMING WITH "LED" DISPLAY PANEL

With "LED" Display Panel, all of Body Sizes are programmable simply, precisely. and displayed. Top advantageous point is applicable to "Easy Order" making NO need conversion of Guid Rail, adjustment of Sizes and Patterns. This promises "Skillless, High Pro-



#### HIGH FLEXIBILITIES to VARIOUS DART SEWING PATRNS

Normally, Tape is attached on the fabric. When Tape is attached on, attaching mode is different from Left to Right fabric loading. Dart Patterns, Length Tacks are varied---to "DIA", "2-POINT" Dart sewing. Also, cut-opened fabric with "fused Interlining", taping on the top of Breast, etc. New NC Dart Seamer is applicable full-automatically for such Dart Patterns.

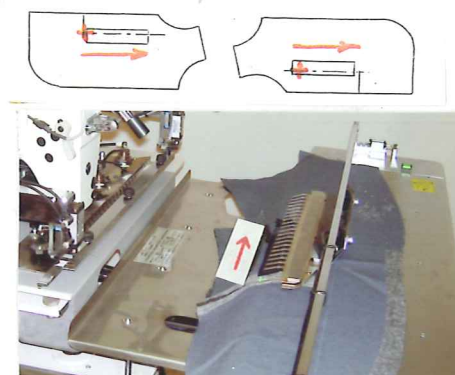


#### ORIGINALLY DESIGNED TAPE ATTACHING MECHANISM

Tape attaching mode is required differ-entially from "Left" to "Right fabric"---Tape for Left fabric is to be loaded on the fabrics. When on the Right, Tape is over-turned under the Plate automatically. This makes both fabrics same thickness. With Left/Right fabric Selector SW., Tape for Left or Right fabric alternates automatically ---or fixes on separately. Also, available to the "cut-opened with interlining" fabrics. "LED" Panel displays such Mode is designed originally in the world by YUHO.

#### FREE CHOICE OF SEWING START POSITIONS

Free choice of Sewing Start Position is allowed according to Sewing Mode. "0" point or "Condensed" starting point is allowed freely. Available to enter "Dart Length", "Width" for "2-Point", "Manipulate" darts. Also, available to enter the Starting position freely.



#### SIMPLY MECHANICAL ADJUSTMENT WITH "LED" PROGRAMMING

With "Numerical Control", Fabric Feeding Speed Conversion, Back-tacking or Condensed-stitching on the Sewing Start and End, Sewing Length, etc. are free of choice.



Dart sewing start "0" point is also allowed to set on every "0.1mm" according to the thickness on the "LED" display Panel.



#### AUTO-TRIMMER FOR LM TYPE DART SEAMER WITH KNIFE

MODEL U-3207-E/LM-300

with KNIFE type trimmers and collects the waste automatically. With Knife ON/OFF switch, available to select Knife ON or OFF mode.



#### POWERFUL KEEPER HOLDING

Keeper of Stainless Unit leaf spring assures to align the Keeper-edge completely. Keeper Holder on the Gauge-edge supports to clamp the various fabrics such as "heavier or soft, light" fabrics completely. Keeper Holder supports to make accurate "Dart Tacking" as designed.



#### STACKER WITH ARRANGER FOR FUSED INTERLINING FABRICS

Newly designed Stacker with Arranger allows to arrange "thicker" or "fused interlining" fabrics and stack on automatically. Also, with Stacking timing is adjustable according to the Longer or Brief fabrics optimally. With "over-lapped" working mode, High-Productivities, Highly consistent sewing

