


New Grip Seamer (for trousers & skirts)
Model U-4111-E/1000



Wide variation of sewing patterns



The required dimension of the entrance gate at delivery


It only requires the entrance gate with a 700 mm x 1,600 mm dimension by detaching the stacker section.

Guide ruler for watchpocket (optional)



The seam line and the watchpocket's opening must be precisely aligned at the waistband attaching process on trousers. This optional accessory allows the operator to accurately set the watch pocket in the correct position.

This device can be freely moved left and right according to the trousers' size and can be attached and detached instantly.




【 SPECIFICATIONS 】	
★ Sewing Head	JUKI DDL-9000C (Single Needle, Direct-Drive, with Auto Thread Trimmer)
★ Max. Sewing Length	1,008 mm
★ Seam Margin	8 ~ 25 mm
★ Table height	1,020 mm
★ Power Supply	200 V / AC 700 VA
★ Air Supply	0.5 MPa, 15 nℓ/min.
★ Dimensions	W 2,150 x D 1,100 x H 1,400 mm

【 CONFIGURATIONS 】	
★ Upper & Lower 2-Stage Gripper System	
★ Upper/Lower Sandwich-style Conveyor System	
★ LCD Touchscreen	
★ Stacker Device	
★ Thread Breakage Detector (T.B.D.)	
★ Air Duster Gun	


【 DAILY OUTPUT 】	
★ Trousers	600 pcs. / 8h. <small>*with 20% allowance</small>
★ Skirts	400 pcs. / 8h.

In the interests of product improvement, appearance and/or specifications are subject to change without prior notice.

 **YUHO SEWING MACHINE CO., LTD.**
since 1968
5-3-1 Biwajima, Nishi-ku, Nagoya, 451-0053 JAPAN
Tel: 052-522-6276
Fax: 052-531-9270
Email: yuho@yuhomac.com
URL: <http://www.yuhomac.com>



New Grip Seamer (for trousers & skirts)
Model U-4111-E/1000



State-of-the-art waistband setting machine with intuitive upper & lower 2-stage gripper system

In conjunction with an intelligent computer control system and an intuitive LCD touchscreen operation, the unique gripper mechanism realizes automating the complex production process.

Acclaimed YUHO Grip Seamer is now empowered with the latest sewing head.



*The photo shows the predecessor model U-3111-E/1000.

Bundled Software "FP Data7"
Connecting a PC with this software installed and YUHO automatic sewing machines by a USB cable enable users to report the current status of user's YUHO machine quickly and precisely. This procedure makes YUHO easier to provide quick and appropriate customer support remotely.





New Grip Seamer (for trousers & skirts)

Model U-4111-E/1000



Upper & lower 2-stage gripper system



The gripper section of the U-4111 consists of 2-stage, in-line, nine blocks of 112 mm-width gripper unit (1,008 mm in total), each equips 7 x 16 mm-width leaf springs, enabling to clamp materials securely even if the thickness is uneven. Each gripper unit has a Grip ON/OFF SW, allowing the operator to grab and release materials individually. Its upper and lower transport mechanism prevents “skipped stitches” and “slippage of materials” perfectly. U-4111 accepts various materials and specifications which may cause problems, such as 3 ~ 4 multiple layered materials, velvet with long-haired fibers, quilting, slippy knit materials, etc., and U-4111 can

manage various seam patterns such as seam stop and seam re-start in the middle of the seam line.
Attention: U-4111 accepts curved materials only if the machine can hold the seam line straight.

Sewing various fabrics with zero misalignment

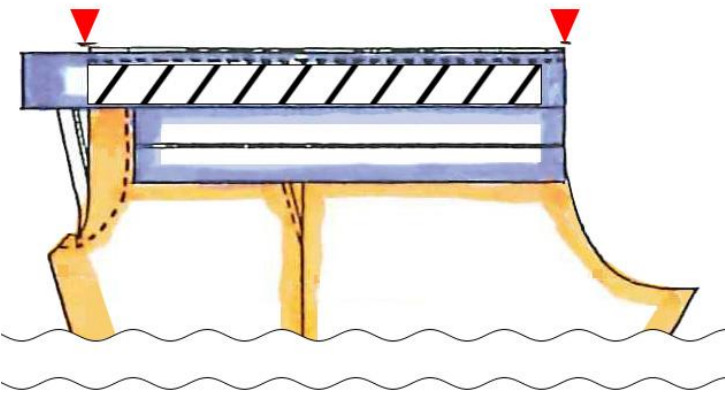
In the case of sewing two types of difficult-to-handle materials together: e.g., one is a material with no stretch, the other is a highly stretchable material such as knit, or the biased fabric, or highly slippery fabric, or the material with no slippery fabric: the machine holds each material individually and sews them even without a 1 mm misalignment.

Intuitive operation thanks to the LCD touchscreen

The machine allows operators to set, change, or modify various parameters just by touch the panel of LCD, without requiring any complicated procedures. There is also an accumulation counter for the number of stitches as well as the counter of the remaining amount of bobbin thread (Note: the value is calculated to predict the remaining amount of bobbin thread, not measuring the actual remaining amount). When the bobbin thread counter becomes zero, the screen shows a red alert screen to inform the bobbin thread replacement timing to operator. If the start- or end-point of sewing is not at the edge of fabric but somewhere in the middle or skip sewing in the middle of sewing, you

just need to look at the set ruler's scale input the value on the LCD touchscreen. It's that easy.

Attaching waistbands with precise management of waist sizes

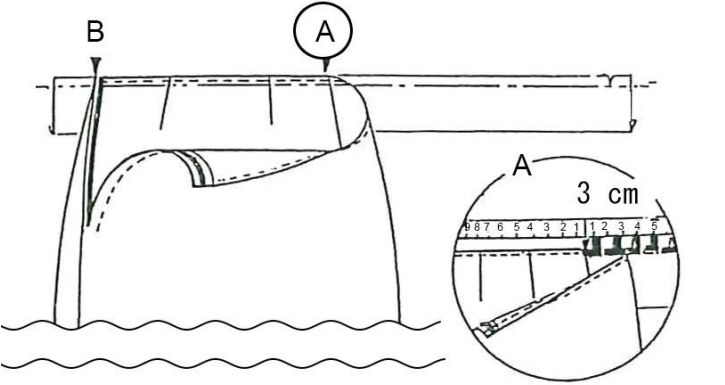


You can attach the front/back body to the waistband with an accurate position based on the waistband size. U-4111 allows you to load/set the waistband and front/back body separately and makes it possible to assemble the trousers controlling the waist size precisely.

Ideal for attaching waistband on both trousers and skirts



Not only can you attach a waistband that is separated into two pieces, such as the one for trousers, but also you can attach a single waistband, such as the one for a skirt, by switching the setting instantly by this machine.




When attaching the single waistband on a skirt's body, firstly, set the left half of the body and the left half of the waistband (from the left end B to the center position A), sew the left half. The sewing head stops at position A and the gripper unit #5, with the needle at the bottom dead center. Release the sewn left half, set the remaining right half of the body and waistband. After the remaining right half is sewn, the stacker unit stacks the material.

Highly flexible gripper units

The 2-stage gripper system can grab the material unit by unit from any position, such as the middle or both ends. Since each unit can grab/release the material individually and instantly, three-four layers such as inserting name tags can be managed quickly and flexibly.

Attaching zippers (detailed analysis of materials needed)



The U-4111 is useful for attaching zippers as well. Please note, there are various specifications for zippers, and the specifications that U-4111 can support are limited. Customers who wish to use U-4111 for attaching zippers are requested to present the specifications of zippers, and YUHO will investigate whether U-4111 can support respective zippers or not.

Overlapping workflow with onboard stacker

Once the operator presses the start pedal, sewing and stacking are automatically completed, and no assistance by hand is needed. Since the operator can prepare the next materials during the seaming /stacking process, even beginner operators can perform highly efficient work. A large-sized stacker device is equipped to handle the materials of trousers and skirts.

